

# NOXIOUS & ENVIRONMENTAL WEEDS & PLANT PATHOGENS



## of the Mornington Peninsula



### WHY CONTROL WEEDS?

Weeds are a major threat to remnant vegetation and the fauna that rely on locally native plants for survival. Weed invasion is responsible for the loss of many species of plants and animals from areas across Australia, including the Mornington Peninsula. Weeds also impact on waterways, stock, pets, crops, tourism, health (e.g. allergies) and safety (e.g. road visibility), gardens and the landscape of an area.

*Note: Removal of weeds that are 'trees' or 'shrubs', within the Shire, may require a Planning Permit. If you intend to remove woody trees or shrubs, ensure that you discuss it with the Shire before removal by calling 1300 850 600. A permit is not required to remove 'noxious' weeds.*

### WANT MORE INFORMATION?

Mornington Peninsula Shire - [www.mornpen.vic.gov.au](http://www.mornpen.vic.gov.au)  
Ph: 1300 850 600 or +61 3 5950 1000  
Department of Primary Industries (DPI)  
Ph: 136 186 - [www.dpi.vic.gov.au/weeds](http://www.dpi.vic.gov.au/weeds)  
Department of Sustainability and Environment (DSE)  
Ph: 136 186 - <http://www.dse.vic.gov.au/>

### Weed and Pathogen Publications

Armillaria Root Rot Fact Sheet. Department of Sustainability and Environment (2003).  
Bush invaders of south-east Australia. Muylt, A. (2001). Environmental weeds. Blood, K. (2003).  
Management of Phytophthora cinnamomi for Biodiversity Conservation in Australia. Department of the Environment and Heritage (2006).  
Myrtle Rust Fact Sheet. Department of Primary Industries (2012).  
Weeds of the South-East: an identification guide for Australia. Second Ed. Richardson R.G., Richardson F.J. and Shepherd R.C.H. (2011).

### Brochure credits

Photography: Linda Bester (LB), Matthew Dell (MD), Rosamond C. H. Shepherd (RS), Kate Blood (KB), Friends of Sherbrooke Forest (FS), Helen Moss (HM), Daniel Joubert (DJ), Forest & Kim Starr (FKS), Garrigue Perigl - Mornington Peninsula Shire (GP), Department of Primary Industries (DPI) and Ian Smith - Bushbury Forest Pathology Service (IS).  
Technical advice: Dr Robert Holmes (DPI) and Andrew Henderson (DPI).  
Production: Linda Bester & Matthew Dell (Universal Ecology Services) and Mornington Peninsula Shire.

## SHRUBS



**Berry-flower Heath** *Erica baccaea*  
Flowering time: Spring  
Reproduction: Seeds; Spring – Summer.  
Control time: All year.



**Blackberry** *Rubus fruticosus* spp. agg.  
Flowering time: Early Summer.  
Reproduction: Berries ripen late Summer – early Autumn.  
Control time: October – April.



**Boneseed** *Chrysanthemoides monilifera*  
Flowering time: Winter – Spring  
Reproduction: Seeds; Summer.  
Control time: March – April. *Note:* The W.O.N.S. status applies to both subs. *monilifera* and *rotundata*.



**Thorn Apple species** *Datura* spp.  
Flowering time: Mostly Summer.  
Reproduction: Seed.  
Control time: Spring. *Note:* *D. innoxia*, *D. ferax* and *D. stramonium* are all 'noxious' within PWMP.



**Bracelet Honey-myrtle** *Melaleuca armillaris*  
Flowering time: Spring  
Reproduction: Seeds; Summer.  
Control time: All year.



**Cape Broom** *Genista monosperma*  
Flowering time: Spring  
Reproduction: Seeds; Summer.  
Control time: June – November.




**Cotoneaster species** *Cotoneaster* spp.  
Flowering time: Spring  
Reproduction: Seeds; Late Summer – Autumn.  
Control time: All year.



**English Broom** *Cytinus scoparius*  
Flowering time: Spring  
Reproduction: Seeds; Summer.  
Control time: All year.



**Flax-leaf Broom** *Genista linifolia*  
Flowering time: Winter – Spring  
Reproduction: Seeds; Summer.  
Control time: October – December.



**Gorse** *Ulex europaeus*  
Flowering time: Sporadic all year; predominantly Spring.  
Reproduction: Seeds; Predominantly Summer.  
Control time: All year.



**Hawthorn** *Crataegus monogyna*  
Flowering time: Spring – Summer  
Reproduction: Seeds; Autumn – Winter.  
Control time: September – April.




**Ink Weed** *Phytolacca octandra*  
Flowering time: All year.  
Reproduction: Seeds; All year.  
Control time: All year.



**Italian Buckthorn** *Rhamnus alaternus*  
Flowering time: Summer – Autumn  
Reproduction: Seeds; Autumn – Winter.  
Control time: All year.



**Mirror Bush** *Cypripedium rypod*  
Flowering time: Late Spring – early Summer  
Reproduction: Seeds; Late Summer – early Autumn.  
Control time: All year.



**Briar Rose** *Rosa rubiginosa*  
Flowering time: Mostly Spring – Summer  
Reproduction: Seeds; Summer – Autumn.  
Control time: Summer – Autumn, before fruits mature.



**Ragwort** *Senecio jacobaea*  
Flowering time: October – March, but damaged plants may flower any time.  
Reproduction: Seeds; Summer.  
Control time: All year.



**Sallow Wattle** *Acacia longifolia*  
Flowering time: Spring  
Reproduction: Seeds; Summer.  
Control time: All year.



**Spanish Heath** *Erica lusitana*  
Flowering time: Winter  
Reproduction: Seeds; Winter – Spring.  
Control time: All year.



**Sweet Hakea** *Hakea drupacea*  
Flowering time: Winter  
Reproduction: Seeds; All year.  
Control time: All year.



**Tree Lucerne** *Chamaecytisus palmensis*  
Flowering time: Winter – Spring  
Reproduction: Seeds; Summer.  
Control time: All year.



**Willow Hakea** *Hakea salicifolia*  
Flowering time: Late Spring  
Reproduction: Seeds; All year with suitable conditions.  
Control time: All year.

## VINES AND SCRAMBLERS



**Asparagus Fern** *Asparagus scandens*  
Flowering time: Spring  
Reproduction: Seeds within orange berries; Summer.  
Control time: All year.



**Banana Passionfruit** *Passiflora mollissima*  
Flowering time: Autumn  
Reproduction: Seeds; Winter – Summer  
Control time: All year.



**Bluebell Creeper** *Billardiera justiformis*  
Flowering time: Spring – Summer  
Reproduction: Seeds; Autumn – Winter.  
Control time: August – February.



**Blue Periwinkle** *Vinca major*  
Flowering time: Spring  
Reproduction: Mostly vegetatively; rarely seeds.  
Control time: All year.



**Bridal Creeper** *Asparagus asparagoides*  
Flowering time: Spring  
Reproduction: Seeds; Summer.  
Control time: June – October.



**Cape Ivy** *Delairea odonata*  
Flowering time: Late Autumn – Winter  
Reproduction: Seeds; Early Spring.  
Control time: All year.



**Climbing Dock** *Acerosa sagittata*  
Flowering time: Autumn – Winter  
Reproduction: Seeds; Spring  
Control time: All year.



**Climbing Groundsel** *Senecio angulatus*  
Flowering time: Winter  
Reproduction: Seeds; Spring  
Control time: All year.



**Dolichos** *Dipogon lignosus*  
Flowering time: Spring – Summer  
Reproduction: Seeds; Summer.  
Control time: All year.  
*Note:* Flowers may also be white.




**English Ivy** *Hedera helix*  
Flowering time: Spring – Late Autumn – Winter  
Reproduction: Seeds; Winter – Spring  
Control time: All year.



**Japanese Honeysuckle** *Lonicera japonica*  
Flowering time: Spring – Summer  
Reproduction: Seeds; Summer – Autumn.  
Control time: All year.



**Madeira Vine** *Araucaria cordifolia*  
Flowering time: Spring – Winter  
Reproduction: Seeds; Spring  
Control time: All year.



**Morning Glory** *Ipomoea indica*  
Flowering time: Spring – Summer  
Reproduction: Vegetative only.  
Control time: All year.



**Wandering Tradescantia** *Tradescantia fluminensis*  
Flowering time: Summer  
Reproduction: Vegetative only.  
Control time: All year.

## KEY

**Hand pull**  
Weeds can be pulled out by hand if it is easy to do so and if material will not be left behind (e.g. bulbs and rhizomes). All fertile material must be bagged.

**Dig out**  
Digging may be necessary to remove material such as bulbs. It's often not a good option for large infestations or if amongst areas of native vegetation.

**Cut and paint**  
This involves cutting a stem as low as possible to its base, and painting the fresh cut immediately with neat herbicide. Ideal for woody weeds.

**Drill and fill**  
Drill and fill refers to drilling a number of holes around the stem, into the sapwood of a woody weed, and filling it immediately with neat herbicide.

**Ring-bark**  
Refers to the use of a sharp blade to cut away the outer bark and sapwood. Only suitable for woody weeds that do not reshoot or sucker when cut.

**Wipe**  
Involves wiping neat herbicide directly onto the plant's leaves. Useful method for plants which have storage organs that are not easily dug up (e.g. bulbs).

**Slash**  
Involves slashing weeds to either stop them from setting seed, or to reduce their mass, often before applying herbicide. Avoid seed lesion weeds.

**Foliage spray**  
Herbicide spraying should be avoided within or near waterways and native vegetation, unless you are trained to apply it. Always read the label.

## DEFINITIONS

**Environmental weeds**  
are plants that invade disturbed areas and areas of native vegetation. The CALP Act does not control environmental weeds.

**Noxious weeds**  
are plants that are described in Victoria's Catchment and Land Protection Act (1994). This Act defines who should control noxious weeds.

**Weeds Of National Significance (W.O.N.S.)**  
The Commonwealth Government has declared twenty weeds as being nationally significant based on criteria including environmental impact, potential for spread and economic cost.

## SOME TIPS ON REDUCING WEEDS IN YOUR AREA

- Correctly identify plants to avoid removing native species. If required seek advice on weed control measures and identification.
- Identify the best control method. Timing is important.
- Minimise disturbance to the soil profile to avoid potential weed spread/erosion.
- Use weed control to help reduce wildfire fuel loads.
- Avoid spreading weed seeds via clothing, equipment and vehicles accessing the site.
- Remove weeds in stages to help minimise any negative impacts on native animals that are using them as refuge.
- Identify which weeds are being utilised by native fauna and provide alternative habitat.
- Revisit control sites before targeting new areas.
- Encourage native plant regeneration when weeding.
- Consider enhancing the attractiveness of your garden to native fauna by selecting suitable local native plants.
- Avoid bringing soil into your property from elsewhere, as it is likely to contain weed seed.
- Avoid purchasing and using soil, mulch and other plant material (e.g. Pea Straw) that may contain weed seed.
- Avoid disposing of aquarium plants and animals on your land or into waterways.
- Consider health and safety precautions when controlling weeds, and always read herbicide labels before use.

Follow up is **essential** for effective control



**PLANT PATHOGENS & THEIR IMPACTS**

*on the Mornington Peninsula*

**What is a plant pathogen?**

A plant pathogen is an agent that can cause disease and death to occur in living plants. They are capable of causing extensive damage to public and private property (including both natural and planted vegetation), and can have significant impacts on industries that rely heavily on good plant health.

**Which pathogens occur on the Peninsula?**

There are three main pathogens that are of concern here. As each is a fungus, they produce spores which spread quickly via air, wind, water, soil, clothing, vehicles and equipment.

**MYRTLE RUST** *Uredo rangellii*

**Identification:** Myrtle Rust appears as small raised spots that are brown to grey (often with a red-purple border), developing into masses of distinctive yellow to orange spores up to 14 days after infection.

**Distribution:** After being found in NSW in April 2010 it quickly spread to South-east Queensland followed by Victoria in late 2011. It is now known at numerous sites in Melbourne and country Victoria, including production and wholesale nurseries.

**Affected species:** It is only known to affect plants in the Myrtaceae family (including Eucalypts, Melaleucas, Callistemons and Lilly Pillies), hence its name. **Origin:** 5th America.

**Spread:** As it is a fungus, it produces spores which spread quickly via air, wind, water, soil, clothing, vehicles and equipment.

**Control:** Eradication is possible on a small scale e.g. home gardens. Large scale eradication is difficult, and consequently the focus is on minimising the spread and impact of this organism. For more information on control visit the following website: [www.dpi.vic.gov.au/myrtlerust](http://www.dpi.vic.gov.au/myrtlerust)

**If detected:** If found, immediately record what you see (e.g. number of infected plants, spread and location) and contact the national Exotic Plant Pest Hotline: 1800 084 881. **Do not touch, move or collect samples.** Alternatively you can email photos of the material to [plant.protection@dpi.vic.gov.au](mailto:plant.protection@dpi.vic.gov.au) together with your contact details.

**CINNAMON FUNGUS** *Phytophthora cinnamomi*

**Identification:** Verifying its presence is difficult without microscopic analysis, however there are some common signs. If certain plant species are found to be dead or dying (but not all individuals) in an area of largely healthy vegetation then this fungus may be a suspect.

**Distribution:** It has been detected on the Peninsula in eucalypt forests and other vegetation, however no formal survey has been conducted locally with regards to distribution.

**Affected species:** It affects species across many plant families including the Epacridaceae (heaths), Myrtaceae (e.g. eucalypts), Proteaceae (e.g. Banksias and Hakeas), Xanthorrhoeace (grass trees) and Fabaceae (peas), removing their ability to take up water.

**Origin:** It is believed to be native to South East Asia.

**Control:** Eradication is very difficult, so as with other fungal pathogens, containment is the key.

**If detected:** Contact the national Exotic Plant Pest Hotline - 1800 084 881

**AUSTRALIAN HONEY FUNGUS** *Armillaria luteobubalina*

**Identification:** Infected trees develop inverted v-shaped lesions at their base and white rot in the wood, making it stringy. The bark dies and discolours up to 3 m above the ground and clusters of fruiting bodies appear at the base in Autumn (see photo).

**Distribution:** Also known as Armillaria Root Rot, it can be found in a range of vegetation types throughout Australia. No formal survey has been conducted for this fungus locally.

**Affected species:** It can affect all species of fruit trees, most native trees, plantations, ornamentals, and some herbaceous plants, and is a major cause of eucalypt deaths and forest dieback.

**Origin:** As its common name suggests, it is native to Australia.

**Control:** Eradication is very difficult, so as with other fungal pathogens, containment is the key.

**If detected:** Contact the national Exotic Plant Pest Hotline - 1800 084 881

**Pathogens - where can I find out more?**

Contact the Department of Primary Industries (DPI) on 136 186 or visit the DPI website: [www.dpi.vic.gov.au](http://www.dpi.vic.gov.au)



**GRASSES AND OTHER HERBS**



**African Love-grass** *Eragrostis curvula*  
Flowering time: All year.  
Reproduction: Seeds; all year.  
Control time: All year.



**Agapanthus** *Agapanthus praecox sp. orientalis*  
Flowering time: Early Summer.  
Reproduction: Seeds; late Summer - early Autumn.  
Control time: All year.  
Note: The same weed species can also have blue flowers.



**Arum Lily** *Zantedeschia aethiopica*  
Flowering time: Late Winter - early Spring.  
Reproduction: Seeds; late Spring.  
Control time: All year.



**Buffalo Grass** *Stenotaphrum secundatum*  
Flowering time: December to February.  
Reproduction: Primarily vegetatively, but also seeds.  
Control time: Autumn and Spring.



**Bulbil Watsonia** *Watsonia meriana var. bulbifera*  
Flowering time: After 3rd year; Spring - Summer.  
Reproduction: Stem bulbils and underground corms; Summer - early Autumn.  
Control time: May - October.



**Freesia hybrid** *Freesia alba x Freesia leichlinii*  
Flowering time: Spring.  
Reproduction: Corms and bulbils; Seeds in Spring.  
Control time: Autumn - Winter.



**Forget-me not** *Myosotis sylvatica*  
Flowering time: Spring - Summer.  
Reproduction: Seeds; late Spring - Summer.  
Control time: All year.  
Note: Avoid identity confusion with locally native species.



**Gazania** *Gazania linearis* (left), *Gazania rigens*  
Flowering time: Spring - Summer.  
Reproduction: Vegetatively, and by seed.  
Control time: All year.



**Kikuyu Grass** *Pennisetum clandestinum*  
Flowering time: Spring - Summer.  
Reproduction: Rarely, except cultivars in Summer.  
Control time: September - February.



**Montbretia** *Crocosmia x crocosmiiflora*  
Flowering time: Spring - Summer.  
Reproduction: Seeds in Autumn, and corms.  
Control time: August - September.



**Pampas Grass species** *Cortaderia* spp.  
Flowering time: Summer - Autumn.  
Reproduction: Seeds; Winter - Spring.  
Control time: All year.  
Note: *Cortaderia seloana* is a serious saltmarsh weed.



**Panic Veldt Grass** *Eharta erecta*  
Flowering time: All year.  
Reproduction: Seeds; all year.  
Control time: All year.



**Paterson's Curse** *Echium plantagineum*  
Flowering time: Spring - early Summer.  
Reproduction: Seeds; Summer.  
Control time: September - October.



**Quaking Grass** *Briza maxima*  
Flowering time: Winter - Spring.  
Reproduction: Seeds; Spring - early Summer.  
Control time: June - September.



**Shade Crassula** *Crassula multicaeva*  
Flowering time: Winter - Spring.  
Reproduction: Seeds; Spring - Summer.  
Control time: All year.



**Spear Thistle** *Cirsium vulgare*  
Flowering time: Winter.  
Reproduction: Seeds; all year.  
Control time: April - December.



**St John's Wort** *Hypericum perforatum*  
Flowering time: Summer.  
Reproduction: Seeds; Autumn - Spring.  
Control time: September - November.



**Sweet Vernal Grass** *Anthoxanthum odoratum*  
Flowering time: All year.  
Reproduction: Seeds; all year.  
Control time: Winter - Spring.

**A selection of serious COASTAL ZONE WEEDS present on the Peninsula**



**African Thistle** *Berkheya rigidula*  
Flowering time: All year, but mostly Spring - Summer.  
Reproduction: Seeds and rhizomes.  
Control time: All year.



**Angled Pigface** *Carpobrotus aquilarius*  
Flowering time: Spring - Summer.  
Reproduction: Seeds.  
Control time: Autumn. Note: Hybrids of this weed can also be found. Care must be taken with identification.



**Boxthorn** *Lycium ferocissimum*  
Flowering time: Most of the year; usually Summer.  
Reproduction: Seeds; all year.  
Control time: All year.



**Hottentot Fig** *Carpobrotus edulis*  
Flowering time: Most of the year.  
Reproduction: Seeds.  
Control time: All year. Note: Hybrids of this weed can also be found. Care must be taken with identification.



**Myrtle-leaf Milkwort** *Polygala myrtifolia*  
Flowering time: All year, but mostly Winter - Spring.  
Reproduction: Seeds; Summer.  
Control time: All year.



**Sea Spurge** *Euphorbia paralias*  
Flowering time: Spring - Autumn.  
Reproduction: Seeds.  
Control time: All year. Note: Its sap is an irritant.

**TREES**




**Cape Wattle** *Panserianthus lophanthus*  
Flowering time: Winter.  
Reproduction: Seeds; Summer.  
Control time: All year.



**Cedar Wattle** *Acacia elata*  
Flowering time: Summer.  
Reproduction: Seeds; Autumn - early Winter.  
Control time: All year.



**Cherry Plum** *Prunus cerasifera*  
Flowering time: Winter - Spring.  
Reproduction: Seeds within red, yellow or purple fruit; Summer.  
Control time: September - April.



**Cluster Pine** *Pinus pinaster*  
Flowering time: Not applicable.  
Reproduction: Seeds; all year.  
Control time: All year.




**Cootamundra Wattle** *Acacia baileyana*  
Flowering time: Winter.  
Reproduction: Seeds; Spring - Summer.  
Control time: All year.



**Desert Ash** *Fraxinus angustifolia subsp. angustifolia*  
Flowering time: late Winter, early Spring.  
Reproduction: Seeds; Summer.  
Control time: September - April.



**Early Black Wattle** *Acacia decurrens*  
Flowering time: Late Winter - early Spring.  
Reproduction: Seeds; Summer.  
Control time: All year. Note: Extra care must be taken with identification due to similarities with other Wattle species.



**Karamu** *Coprosma robusta*  
Flowering time: Spring - Summer.  
Reproduction: Seeds; Summer - Winter.  
Control time: All year.



**Monterey Pine** *Pinus radiata*  
Flowering time: Not applicable.  
Reproduction: Seeds; All year.  
Control time: All year.



**Sweet Pittosporum** *Pittosporum undulatum*  
Flowering time: Early Spring.  
Reproduction: Seeds; Autumn - Winter.  
Control time: All year.  
Note: As this is a Victorian native, removal requires a permit.




**Tree of Heaven** *Ailanthus altissima*  
Flowering time: Spring.  
Reproduction: Seeds; Summer.  
Control time: September - April.



**Willow species** *Salix* spp.  
Flowering time: Spring.  
Reproduction: Seeds; Summer.  
Control time: September - April.  
Note: Only some Salix species are Noxious and/or W.O.N.S.

**A selection of serious AQUATIC ZONE WEEDS present on the Peninsula**



**Alligator Weed** *Alternanthera philoxeroides*  
Flowering time: November to January.  
Reproduction: Vegetative only.  
Control time: All year (outbreaks must be reported).



**Spiny Rush** *Juncus acutus*  
Flowering time: All year, but mostly Spring - Summer.  
Reproduction: Seeds; Summer.  
Control time: All year.



**Creeping Buttercup** *Ranunculus repens*  
Flowering time: Spring - Summer.  
Reproduction: Seeds; late Summer.  
Control time: All year.  
Note: Not confined to aquatic areas. Produces an irritant.



**Salvinia** *Salvinia molesta*  
Flowering time: Not applicable.  
Reproduction: Vegetative only.  
Control time: All year (outbreaks must be reported).